

2022

2023 027



2023 4

2022

(

2022

6 4 1 2 3

	2022	2021
	91	7005
	8 42,052,91	403%
	12,727,610,319.31	7,231,533,611.31

	41,589,710,816.10	40,361,418,994.51	63,291,092,079.16	68,776,142,371.67
	1,803,330,580.17	1,980,710,225.65	2,616,244,461.13	2,782,829,579.59

	11,040,674.64	- 12,600,634.71	30,554,488.37	
	- 377,143,056.77	- 170,989,666.46		
	100,226,804.81	21,043,425.20	24,489,873.68	
	49,588,566.90	61,644,669.76	45,628,950.13	

2022

5G

IC

2022

AIC

OM

5G

Clean Technica

2022

1000

10,091,164

56.4%

14%

2025

50%

45%

2025

60%

/

Tier 1

2022

1

“

500 ” “

500 ” “ 2022

”

AR/VR/ME



2

AR




3

TAG

VR



4



5

10




6

CE

7

A



8



“

”

1

1
2022

2
2022

“ ” “ ” “ ”

“ ”

/

AR HUD DMS

2022 2 11

“ ”

Tier1

Tier1

3

2022

2

10%

	179,666,857 997,07	159,057,782 186,53	11.47%	33.44%	33.28%	0.11%
	179,666,857 997,07	159,057,782 186,53	11.47%	33.44%	33.28%	0.11%
	198,808,616 944,24	170,984,382 210,55	11.78%	35.10%	35.01%	0.08%
	214,088,394 291,44	187,928,880 255,38	12.19%	39.08%	39.16%	-0.08%

1

3

			2022	2021	
		RCS	651,927	682,107	-5.81%
		RCS	681,581	735,779	-6.01%
		RCS	39,664	43,672	-9.20%
			323,444	233,339	38.62%
			352,333	255,542	37.34%
			28,889	23,208	24.50%
			34,370	380,339	27.36%
			522,581	413,788	26.29%
			38,191	33,465	14.12%
			3,727,774	3,485,882	6.68%
			4,233,710	3,773,559	12.19%
			505,965	277,717	82.19%

4

5

		2022		2021		
		8,991,105,125.09	4.78%	6,286,204,929.31	4.66%	42.80%
		5,159,940,778.89	2.73%	3,451,111,291.70	2.57%	48.48%
		11,405,956,391.67	6.07%	2,700,268,416.55	2.00%	322.40%
		159,057,782,186.53	84.62%	119,338,834,375.15	88.37%	33.28%
		3,344,115,803.20	1.78%	3,237,917,280.14	2.40%	2.35%

6

“ ” “ ”

7

8

	177,800,435,488.62
	83.09%
	0.00%

5

--	--	--	--

1	1	156,832,833,386.90	73.28%
----------	----------	---------------------------	---------------

--	--	--	--	--

360

2022

--	--	--	--	--

,

	13			
--	-----------	--	--	--

DM

,

2022

	2022	2021	
	18,421	16,103	14.39%
	7.77%	7.05%	0.72%

	988 283 388 77	8 95%		
	13 625 720 11	0 12%		
	- 816 822 131 05	- 7 59%		
	34 312 299 74	0 31%		
	30 805 374 33			



91,79

14

3

	2,054,791,011.90	
	49,338,331.89	
	1,019,804,176.80	

			.00			.00	.00	.00		.00	.00		
			72,500.00	--	20,278.92	154,580.48	288,668.17	50,000.00	0.00	154,792.81	414,859.25	--	--

2

1

	5,181.08	54,182.69	-1,282.78	1,827,743.31	1,777,380.88	55,577.51	1.23%
	397,883.68	2,454.98	-79.79	1,428,474.28	1,804,727.7	21,580.26	0.48%
	403,027.76	56,637.67	-1,382.57	3,256,218.59	3,582,108.58	77,167.77	1.71%
					-1,382.57		
	1						
	2						
	3						
	4						
	5						
	6						

)	2022 02 21

2

5

1

2

10%

			500	7,089,201.12	817,027.91	19,190,216.10	213,123.33	201,804.08
			15,390,823	5,732,335.66	523,941.08	5,198,479.47	157,699.29	137,945.04
			232,000	2,061,866.62	799,291.62	2,540,756.01	137,504.05	130,198.73
		002 005 005 3C	636,431.2296	3,134,856.98	1,270,000.39	7,418,680.74	216,407.81	200,061.82

2

14 35 25 02

19 30 34 09

2020 - 2022

8 504 628 09

91.94% 93.18% 90.55%

3

4

+

2022 02 13	313					2022 2 13 2022 2 13
2022 02 22	313				2022	2022 2 23 2022 2 22
2022 04 28	313				2021 2022	2022 4 30 2022 4 28
2022 05 06	313				2021	2022 5 7

						2022 5 6
2022 05 18	313					2022 5 19 2022 5 18
2022 08 28	313				2022	2022 8 30 2022 8 28
2022 10 30	313				2022	2022 10 31 2022 10 30

2023

1 —

2022		57.98%	2022 09 23	2022 09 24	2 2022 081
2022		46.20%	2022 12 01	2022 12 02	< 2022 > 3 2022 102

2

1

				56	2009 02 22	2021 05 18						
				59	2009 02 22	2021 05 18	5,227,700	7,080,910			12,258,610	
				38	2021 05 21	2021 05 18	128,030	60,626			729,656	
				43	2021 05 21	2021 05 18		506,989			506,989	
				60	2018 05 22	2021 05 18						

38

					2017 12 19 F	2021 05 18						
--	--	--	--	--	-----------------------	------------------	--	--	--	--	--	--

I , T 1 m 43 2018 2021 05 05 5
 22 " 28 s O Ê " | 83| 3 N Ê 1"
 % 1 Ê " 1 4 1 4

3

“ + “

16 /

			56		30	
			59		30	

-

			2022 065
	2022 09 15	2022 09 16	www.irfo.com.cn 2022 076



			2022 3 10 25	2022			
			2022 2 02 22				
			2022 2 09 24	2021	2021		
			2022 1 03 09				

				2021	2022		

1

	59
	236 363
	236 982
	236 982
	0
	198 549
	2 628
	18 421
	438
	16 886
	236 982

3

“ ”
 “ ”
 “ ” “ ” “ ”
 “ ”

4

10 11 2021 7,084,301,477
 7,084,301,477 7,085,454,576 1,153,099 2021
 7,085,454,576 10 1,09880
 7,084,301,477

10		0
10		1 3
	7 130 392 419	
		936 951 014 47
		0 00
	936 951 014 47	
		6 970 581 669 73
	100%	
2022	1 3	7 130 392 419
		936 951 014 47
		10

1

2021 12 3				2018
	2021 12 21	2022 9 23		2018
		2021 10 5		2019
		1 573 156		
2022 7 6	2021		2018	
	10 17 /	10 06 /		2018 2019 2021
	2019			2022 05 6
2022 12 5				
2018			2018	
			2018	
1 230 044			1 663	1 607
60 875 365	59 665 321		2018	
	2022 10 7			
	2022 12 13	2023 9 22		2018
		2022 11 0		2018
15 164 369				

2021 7 2 2019

2021 7 15 2022 4 21 2019

2021 069 2019

1,573,156

2022 2 21 2019

2019

2019

599,316 250 239

16,547,958 15,945,642 2019

2022 008

2022 3 3 2022 11 25 2019

2022 018

2019 3,955,702

2022 7 4 2019

2022 7 22 2023 4 21 2019

2022 060 2019

12,824,126

2022 7 6 2021 2019

669,291 332

322 49,082,311 48,398,040

13.59 / 13.48 / 2018 2019 2021

2019 2022 056

2022 7 6 2021 2021

35.87 / 35.76 / 2018 2019 2021

2019 2022 056

2022 9 14 2022 9 15

2021 365 1,310,10 2021

2022 078

2022 10 19 2021

1,278,58 0.18% 356 JIG5

067297 2021 2022 086

2022

2022

2022 12 5 2022 12 5

3.79 17,202,10 2022

2022 106

980 980 00 0

1

	2023 01 28	
	2023	www.riifo.com.ni
		68.46%
		69.08%
	<p style="text-align: center;">A B</p> <p style="text-align: center;">C</p> <p style="text-align: center;">D</p> <p style="text-align: center;">E</p> <p style="text-align: center;">F</p> <p style="text-align: center;">G</p> <p style="text-align: center;">A</p> <p style="text-align: center;">B C</p> <p style="text-align: center;">D E</p>	<p style="text-align: center;">A B C</p> <p style="text-align: center;">D</p> <p style="text-align: center;">E</p> <p style="text-align: center;">A</p> <p style="text-align: center;">B</p>
	<p style="text-align: center;">1 0.5%</p> <p>2 5%</p> <p style="text-align: center;">3 0.5%</p> <p style="text-align: center;">4</p> <p>0.5%</p> <p>0.2% <</p> <p>2 <</p> <p><</p> <p>0.2% <</p> <p>0.5%</p> <p>0.2% 2</p> <p style="text-align: center;">2% 3</p>	<p style="text-align: center;">1</p> <p>1200</p> <p>300 -1200</p> <p>300</p> <p style="text-align: center;">1</p> <p style="text-align: center;">0.5%</p> <p style="text-align: center;">3 0.2%</p> <p style="text-align: center;">4</p> <p style="text-align: center;">1</p> <p style="text-align: center;"><</p> <p style="text-align: center;"><</p>

	<p>< 02% 4 < 02%</p>	
--	------------------------------------	--

1

NX

GB

2190 2008 5 6

H1031 2019 " 39 "

NX

(DB2/404 2021)

(DB2/404 2021) 2

SG2 NX

DB2

485 2022 3

2

(GT3193 2015) 1 B

GB2190 2008

3

GB2318 2008 3

4

GB1899 2000

H2025 2012

GB 1897 2001

2013 36 6

0a

x

		H2025 2012		GB 18697 2001	
2013	36				
1					
			6	GB21900-2008	5
		GB31572 2015	5		

~~(GB 39731-2018)~~

~~GB21900-2018~~

3

~~GB2318-2018 3~~

~~GB2318-2018 4~~

4

4

5

91310005726540854001V

2022 01 30

2027 01 29

[2022]

1 700

2 700

3 00 00

						CF219 00 2008			
						DB2 435 2022			
						(DB2/4 1	337	/	/
		VO6	23		1 71	DB2/ 401 2021	8 06	/	/

66FXSH%Q@E@E%ãÄÄ

							GB978 1996			
		HI		1		74	GB978 1996	/	/	/
				1		292	GB978 1996	622	/	/
				1		3292	GB978 1996	8823	/	/
				1		038	GB978 1996	095	/	/
				1		0	GB 2190 2008	0	/	/
				1		0	GB 2190 2008	0	/	/
				1		0	GB 2190 2008	0	/	/
				1		0	GB 2190 2008	0	/	/
				63		02	(DB1_9 33 2015)	0213	/	/
				6		27		085	/	/

							(DB1_9 33 2015)			
		VC		3		37	(DB1_9 33 2015)	0 087	/	/
				1		06	(DB1_9 33 2015)	0 004	/	/
		HH		1		74	DB1 199 2018	/	/	/
				1		15	DB1 199 2018	5 895	/	/
				1		0 54	DB1 199 2018	0 124	/	/
		GD		1		49	DB1 199 2018	18 69	33 842	/
				1		2 13	DB1 199 2018	0 233	1 0627	/
				1		0 07	DB1 199 2018	0 009	/	/
				1		0 42	DB1	0 14	/	/

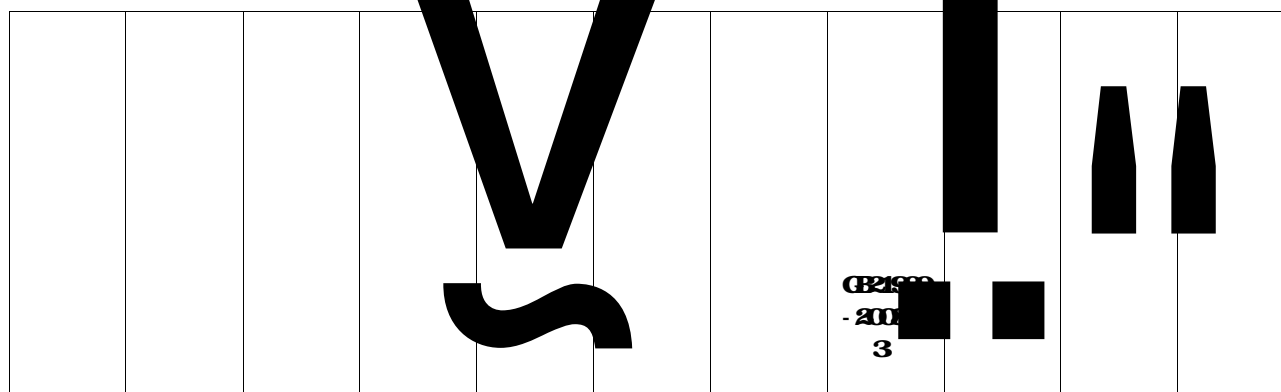
							199 2018			
				1		31	DB1 199 2018	1 358	5 25	/
		B05		1		31 6	DB1 199 2018	5 772	/	/
		NGx		2	A2/A14	2 25	(GB190 0 200)	3 423	11 987	/
		NGx		3	A2/A14/	32	{200}3 4	1 451	11 987	/
				3	A2/A14 /	4 575	GB12 71 2014 3	0 224	8 688	/
		SC()		1	A2/A14/	13	GB12 71 2014 3	0 048	4 854	/
				22	A2/A3/A 14/A15/ A16/A17 /	2 973	GB15 72 2015	4 359	8 688	/
				18	A1/A2/A 3/A14/A 16/A17/	1 636	GB15 72 2015	5 577	8 998	/
				2	/	0 725		0 07	0 388	/

							GB45 5498			
				1		0.95	DB1/ 983 2015	0.044	0.089	/
				4	A2/A14/ /	0.43	(GB2190 0.208)	0.219	0.508	/
				2	A2/A14	0.0016	GB15 72 2015	0.00057	0.00183	/
				2	A1	0.0155	GB15 72 2015	0.008	0.081	/
				2	A2/A14	/	DB1/ 983 2015	0.081	/	/
		HH		1		/	GB219 00 2008 3	/	/	/
							GB8978 1996 4			

							GB978 1996 4			
							GB2900 - 2008 3			
							GB219 00 2008 3			
				1		0 113	GB978 1996 4	0 086	9 886	/
							GB2900 - 2008 3			
				1		1 067		0 165	0 980	/

							CB219 00 2008 3			
							CB878 1996 4			
							CB2190 - 2008 3			
							CB219 00 2008 3			
				1		7 086	CB878 1996 4	2 251	29 687	/

2022



1

CC

CC

85%

70%

90%

(182/401-202)

(182/401-202)

60%

0

“ ”

“ ”

1
1 CC 17
(DBI/983 2015) ;
CC 85%
2 22
75% (DBI/983 2015) ;
3 17m 90%
(DBI/983 2015)
2
“ ”

3 3 I 1 C

“ ” “ + +UF+ + RO
 “ ” “ + +UF+ + RO
 “ + ” “ ”
 “ ” “ + +Fenton
 + ” / “ + ” “ ” /
 “ + + + ”
 “ + +UF”

3

4

1

CC

CC

85%

70%

90%

CB16297 1986

CB16297 1986

60%

90%

4

“ ”

“ ”

“ ”

VC

2022 03 H 2022 30002

2022 03 31 016 2022 060 L

2021 6 30682 2021 065 M

2021 105 M 2021 30121

2022 1520 15 4

2022 1268 8 166 92

2022 1200 1580 15

2022

1432

1 3884

		/	/	lh
		25		157
		18		57
		0		113
		0		988

		/	/	lh
		0		66
CC	CC	0		23
		0		44
	IED	0		99

		/	/	/RMB
9		3167.0	128406	96154

"	"	IBE	HRR
		IBE	HRR
		IBE	HRR
		IBE	HRR

2050

394 605 79

266

117 404 85

2022

<http://www.criinfo.com.cn>

- m

1

			1			
			2			
			3			
			4			
			5			
			6		2022	
					02	
					21	
			7			
			1			
			2	/		
				/		
					2022	
					02	
					21	
				/		
				/		
			3			

2022

			2020 11 13	2020 11 13		

1

2

3

3

; ;
 ; ;
 ; ;
 ; ;
 ; ;

2

$x+z=1$

“

”

“

”

$=F2+X$

“

()			()	()	()		
	232 99						
	7 801 4						

1

--	--	--	--	--	--	--	--	--	--	--	--	--	--



4

5

6

7

1

1

2

3

2



USHER E HRSI ON	2020 04 20	557,168	2020 07 20	69,616						
USHER E HRSI ON	2021 01 20	68,919	2021 07 28	0						
										69,616
B1				B2						69,616
B3		636,117,54		B4						69,616

‡ E M

)

2 69%

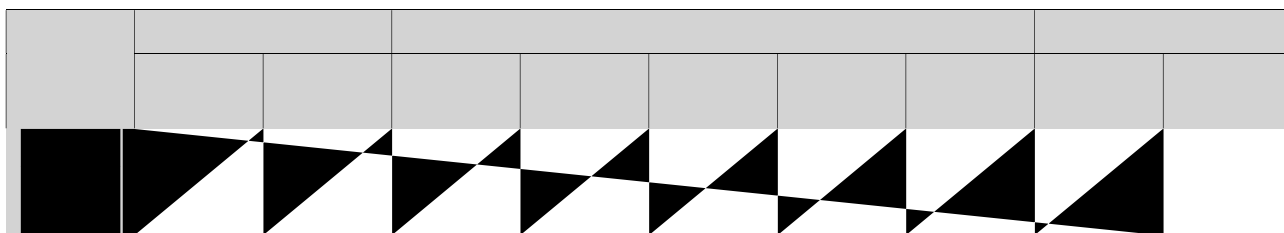
A1+B1+C1

D

70%

F

69 66

1

	7,071,322,764	100.00%				44,161,244	44,161,244	7,115,484,008	100.00%

1

44,157,507

“ ”

“

”

2

2020 11 3

3

128136

2021 5 10

2

3,737

1 2021 7 2


2 2021 12 3

3 2022 2 21

4 2022 7 4

5 9 2022 12

TM



3 9 201

202

1


2

202

58 041, 012

58 041, 01
2

		1999	
	“	2001	”
		1999	“
	2001	”	
10			



1

2022	22 SCR001	01228162 5	2022 04 24	2022 04 26	2022 10 21	800 000 000 00	2 62%		
2022	22 SCR002	01228192 2	2022 05 25	2022 05 26	2022 11 22	500 000 000 00	2 2%		
2022	22 SCR003	01228197 4	2022 05 30	2022 05 31	2022 11 25	500 000 000 00	2 15%		
2022	22 SCR004)	01228215 2	2022 06 15	2022 06 17	2023 08 14	1,000 000 0 000 00	2 4%		

2022	22 SCR005)	01228224 6	2022 06 23	2022 06 24	2022 12 21	1,000,000 000 00	2 15%		
2022	22 SCR006	01228249 1	2022 07 14	2022 07 15	2023 04 11	1,200,000 000 00	2 2%		
2022	22 SCR007)	01228258 5	2022 07 21	2022 07 22	2023 04 18	800,000 000 00	2 15%		
2022	22 SCR008	01228267 4	2022 07 28	2022 07 29	2023 04 25	800,000 000 00	2 15%		
a			.	3			(

2022		1 20			075 388650
2022		7 16 10			010 8820808
2022		11 1101 1102 1103			010 6229850
2022		218			075 3881314
2022		1 20			075 388650
2022		7 16 10			010 8820808
2022		3 1 11 1101 1102 1103			010 6229850
2022		318 33 34			021 6836662
2022		168			021 6846774
2022		1 20			075 388650
2022		7 16 10			010 8820808

2022
3 1
11
1101 1102

	2022		7088		0755 8806159
	2022		1		0755 3986600
			20		
&	2022	"	7 16 10 0	6 "	010 88210808
	2022		3 1 11 1101 1102 1103 2		010 62299850
	2022		388 383 34		021 63326682

~~202022~~

168

		7 10			
2022		3 1 11 1101 1102 1103			010 6229850
2022		318 33 34			021 6326662

4

2022	800,000,000 00	800,000,000 00	0 00			
2022	500,000,000 00	500,000,000 00	0 00			
2022	500,000,000 00	500,000,000 00	0 00			
2022	1,000,000,000 0 00	1,000,000,000 0 00	0 00			
2022	1,000,000,000 0 00	1,000,000,000 0 00	0 00			
2022	1,200,000,000 0 00	1,200,000,000 0 00	0 00			
	800,000,000	800,000,000	0 00			




07

00

2022

9	2018	48,709	2019	
	2,920,986	139,180	57.75 /	57.73 /
2022 9 7				
10	2018	379,470	2019	
	1,911,486	91,549	57.73 /	57.71 /
2022 11 22				
11	2018	11,412,022	2019	
	294,313	57.71 /	57.63 /	2022 12 20
12		57.63 /		

2



5

2022 6 22

[2022] 4227

•

2023 01 27

1

2022 12 31

	2022 12 31	2022 1 1
	19 367 209 441 41	14 204 618 186 43
		M

	44 318 321.50	41 436.00
	515 054 217.52	234 500 590.98
	49 786 483 532.54	45 416 165 667.67
	0.00	0.00
	501 765 433.24	268 506 246.98

2022

66,189,683.97

71,279,533.82

53,174,339.31

0.00

9,473,885.76

41,630,656.61

22,921,788,688.21

29,988,653,446.15

1,892,374,226.82

12,95

1,876,085,519.12, 0% < 61

1,683,682,881.16

2,776,607.46

3,841,635,383.15

12,403,428,072.61

	4 089 645 567 98	3 080 149 716 35
	294 991 891 50	162 951 614 67
	1 121 072 688 83	985 161 506 61
	6 970 581 669 73	6 536 651 487 02
	20 083 530 112 87	18 332 757 857 63
	40 983 414 981 68	29 998 653 416 15

3

	2022	2021
	214 028 394 291 41	153 916 097 790 40

“ ”		
“ ”	13 625 720 11	- 115 737 751 66
“ _ ”	- 47 181 988 93	- 26 855 501 69
“ _ ”	- 816 822 131 05	- 162 790 335 12
“ _ ”	47 981 529 63	- 45 266 592 65
“ ”	11, 154 488 058 89	8 167 424 817 28
	34 312 299 74	21 086 536 60
	30 805 374 33	45 672 434 05
“ ”	11, 157 994 984 30	8 142 818 919 83
	667 318 205 34	322 238 613 64
	10 490 676 78 96	7 820 610 306 19
1	10 490 676 78 96	7 820 610 306 19
“ ”		
2		
“ ”		
1	7 070 530 386 57	
2	70 089 919 62	
	- 23 685 660 51	
	687 211 154	8 916 331 77
	131, 579 091 87	81, 705 917 80
1		
2		
3	131, 579 091 87	81, 705 917 80

	11,138,586,538.43	7,796,924,645.68
	9,850,364,637.08	7,079,436,718.34
	1,288,221,901.35	717,487,927.34
	1.29	1.01
	1.28	0.99
	000	000

	2021	
	9,280,144,923.02	9,280,144,923.02
	8,565,181,791.19	8,565,181,791.19
	6,084,601.77	6,084,601.77
	24,117,122.95	24,117,122.95
	162,180,125.16	162,180,125.16
	70,362,046.32	70,362,046.32
	7,129.43	7,129.43
	0.859	0.859
	117,198,433.67	55,788,891.38
	52,979,889.49	278,889,119.07
“ ”	1,361,112,472.06	2,268,732,708.25
	16,066,801.17	-4,411,361.63
“ - ”	-43,522,172.22	-41,008,477.92
	16,705,913.20	2,187,781.65
“ - ”	-8,375,368.61	-1,373,983.35
“ - ”	-4,468,874.95	-3,339,891.30
“ - ”	-192,009.60	15,567.99
	1,361,331,545.53	2,519,665,405.51

“ ”	1,359,111,922.19	2,530,987,088.79
“ ”	1,359,111,922.19	2,530,987,088.79
“ ”		
	132,040,246.83	82,216,629.66
	132,040,246.83	82,216,629.66
1		
2		
3	132,040,246.83	82,216,629.66
4		
5		
1		
2		
3		
4		
5		
6		
7		
	1,491,152,169.02	2,603,153,718.45


5

	2022	2021
	231,311,294,189.07	143,070,164,356.08

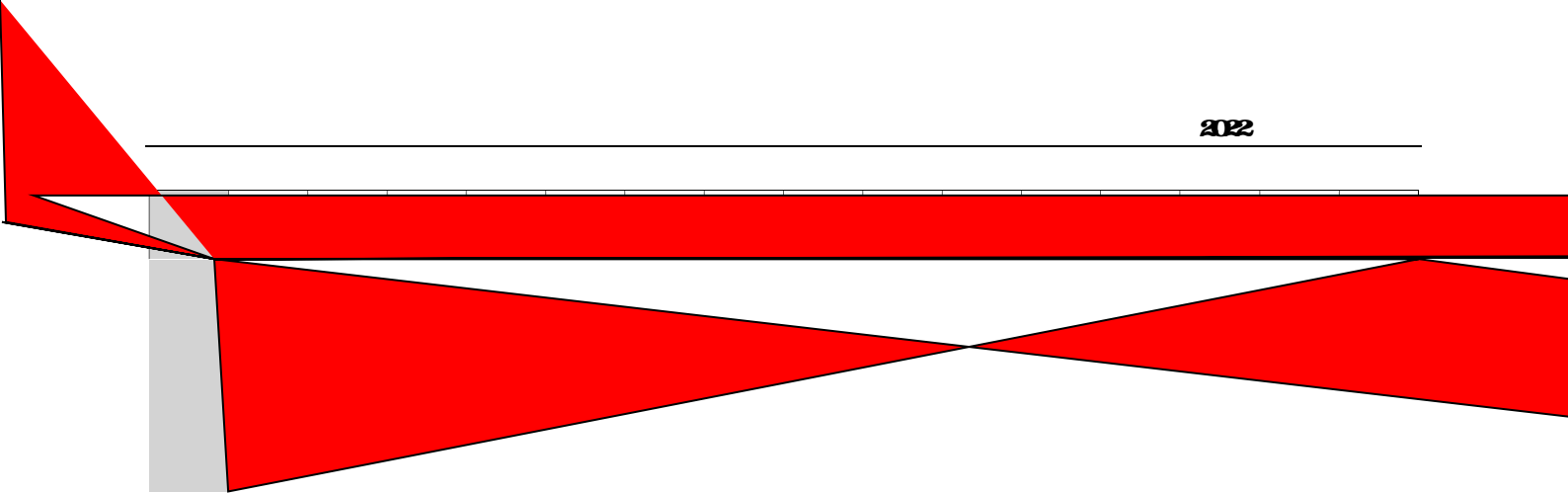
	204,018,286,382.64	125,194,510,007.35
	20,086,575,874.76	16,488,591,682.75
	1,799,647,577.54	1,665,888,950.98
	4,925,868,229.74	2,391,005,665.40
	230,880,368,081.68	145,680,006,256.48
	12,727,610,319.34	7,284,766,917.00
	8,259,554,985.04	53,300,796,486.89
	536,570,862.82	777,579,562.30
	506,778,473.84	343,357,680.39
	0.00	16,418,213.71
	745,017,358.71	4,665,590,361.12
	10,087,921,670.12	59,103,742,247.41
	75,000,000.00	2,000,000.00
	1,500,000,000.00	2,387,354,000.00
	1,000,000,000.00	1,800,900,000.00
	67,739,900,243.54	394,299,835.00

6

	2022	2021
	10,929,088,841.65	14,258,085,135.82
	169,862,322.46	295,360,510.43
	12,206,141,292.86	10,782,694,066.14



	709			527																
	990	00	00																	
	861																			
	700																			



4																
---	--	--	--	--	--	--	--	--	--	--	--	--	--	--	--	--

GAGÅ

”

3												00
	00	00	00	00	00	00	00	00	00	00	00	00
1												00
2												00
3												00

												000
	7 000 , 908 6470 0	000	000	527,3 1963 788	4 000 , 615 5679 3	000	2949 91,89 1.50	000	1,121 , 072 6888 3	6 900 , 581 6697 3		2008 3,530 , 112 87

	2021											
	6 999 , 788 1860 0	000	000	527,4 4922 656	2 308 , 197 4373 8	000	8073 5 015 .01	000	733,0 67,79 773	5 081 , 689 5866 9		15 67 5,917 , 259 37
												000
												000
												000
	6 999 , 788 1860 0	000	000	527,4 4922 656	2 308 , 197 4373 8	000	8073 5 015 .01	000	733,0 67,79 773	5 081 , 689 5866 9		15 67 5,917 , 259 37
“	5071 7,291 .00	000	000	- 91,20 058	7769 52,27 897	000	82,21 6,629 .66	000	2520 98,70 888	1,494 , 951 8803 3		2 666 , 80 5882 6
”							82,21 6,629 .66			2,530 , 987 0887 9		2 608 , 153 7184 5
	5071	000	000	-	7769	000	000	000	000	000		82,5



7,291

2												00
3												00
4												00
5												00
6												00
	00	00	00	00	00		00	00	00	00		00
1												00
2												00
												00
	7,050,455,470,0	000	000	527,358,025,98	3,080,149,716,35		162,951,614,67	000	985,161,506,61	6,536,651,487,02		18,332,757,857,63

“ ” “ ” 2009 2
“ ”

91440800760182233Q 2010 9

2022 12 31

7,089,908,647.00

7,089,908,647.00

A 2

313

2023 4 27

2

3

4

7

1

2

3

4

5

“ 19 ”

8

9

1

1

2

“ ”

10

1

1

2

3

2

1

2

3

4

5

6

3

1

2

1

2

4

5

6

12

30

14 — (2017)

11

10' "

12

10' "

16

•
•
•

1
2

17

1

f

11

2

3

1

2

”

“

3

		20 30 43	0 1 10	2 35 5
		3 15	1 10	6 33
		5 10	10	9 18
		3 5	1 10	18 33
		3 10	10	9 30
		3 5	1 10	18 33
		3 10	1 10	10 33
		3 15	1 10	6 33

3

4

36 ”

22

23

1

2

1

2

3

3

3

4

21

38' "

25

1

1

1

2

2

	3 10			
	50			
	10			
	10			

3

2

1

2

29

1

2

1

3

4

32

1

2

33

1

-
-

- “ ° 2
-
-
-
-
-
- 2

1

2

31

1

1

2

35

/

33

1

3

2

3

3

1

1

“

”

2

3

12

4

5

2

1

2

“ ”

“ ”

3

3

“ ”

1

“ ”

2

“ 2

”

“ 10 ”

37

33

39

- 1**
- 2**
- 3**

16

2022 1 1

2022 1 1

2022 1 1

16

2022 1 1

2022 1 1

2022 1 1

16

fi

	3%	3%
	2%	2%

	15
	15
()	15
	15
	15
	15
	15
	15
	15

H^o R ±02 5 05 3515 5 54 15 151515 a s & a s v

Tina Interconnect Investment Limited	16 5
	16 5
	16 5
	16 5
	16 5
	16 5
	16 5
	16 5
	16 5
	16 5

12		“	”	2021	12	20	
							GR2024400561
		2022		15%			
13		“	”	2020	12	1	
							GR20208500014
		2022		15%			
14		“	”	2021	11	3	
							GR2021380085
		2022		15%			
15		“	”	2021	11	3	
							GR2021380085
		2022		15%			
16		“	”	2021	11	30	
							GR20213800670
		2022		15%			
17		“	”	2021	12	15	
							GR20215100850
		2022		15%			
18		“	”	2022	12	26	
							GR20221300272
		2022		15%			
19		“	”	2022	12	12	
							GR20221400882
		2022		15%			
20		“	”	2022	12	22	
							GR202214014085
		2022		15%			
21		“	”	2020	12	2	
							GR202082002892
		2022		15%			
22		“	”	2020	12	1	
							GR202083001987
		2022		15%			
23		“	”	2020	12	11	
							GR20204420100
		2022		15%			
24		“	”	2021	1	1	
							2020 12 31
	15%						
		2022		15%			
25		“	”	2021	9	18	
							GR20213100975
		2022		15%			

26				“	”	2014	10	10		15/2014/TT/BIC
6						2	4			E 2018 2 28
	619/CF/TH			E		2	4	2022		10%
T /U	2020 11 23					655/CIHQ-TH			T	U 2 4
2022		0%								
27				“	”	2007	6	11		85/2007/Q-TĐ
14										, 15
10%						4		9		50% 2020
7 1		2417/CF/TH						2022		0%
28				“	”	2014	10	10		15/2014/TT/BIC
6						2	4			2020 10 13
	555/CF/TH					2022				10%
29						2021	12	20		
						GR20214400534				
	2022									15%
30						2021	12	23		
						GR2021442024				
	2022									15%
31						2022	12	19		
						GR20224400184				
	2022									15%
32						2022	12	26		
						GR20223400533				
	2022									15%
3										
1										
2	IRSHREICHS(()	ICFIANOLINIBHQH		
2	IRSHREICET					OFEIET				
2	IRSHREICT					1				
80	80	15%				23	2%			

	27,089,619.45	115,918,613.05
	1,336,236,850.46	1,991,199,461.99
	1,353,266,499.91	2,107,118,105.04

63

1

	853,732,515.27	137,325,482.78
	96,014,475.42	17,051,151.86
	919,767,040.69	307,836,634.64



8 Y W h 2 0 E h Q (V 0 P 8 E 1 7 0 5 1 1 1 5 1 8 6 . i f 2 y l @ E V G E


	3 217 78	297 668 79				300 916 57
	3 217 78	297 668 79				300 916 57

3

						469 338 331 89
						469 338 331 89

4

CA 4 929CA 2022



302293 3' 41" ± 5" m 6

3 2



426930.72

6**1**

1	58,774,779.61	98.67%	40,980,282.50	99.25%
1 2	5,980,449.98	1.01%	2,236,128.67	0.57%
2 3	1,250,000.12	0.21%	531,677.00	0.13%
3	622,565.54	0.11%	208,404.44	0.05%
	58,577,865.23		40,016,492.61	

1**2**

7

	43,123,451.91	588,456,702.88
	43,123,451.91	588,456,702.88

1**1**

--	--	--

2



2

	12			

4

M



8

.V 8š...Q™— € ¥

1

№-

6.

11

--	--	--	--	--	--	--

16 133 77

1	15 166 788 61			15 166 788 61
2	11 985 012 32			11 985 012 32
1	5 724 833 85			5 724 833 85
2	6 260 138 47			6 260 138 47
3	13 392 233 30			13 392 233 30
1	13 348 080 97			13 348 080 97
2	44 152 33			44 152 33
4	3 759 567 63			13 759 567 63
1				
2				
1				
3				
1				
2				
4			Ê "	M
1	74 555 617 05		Ê "	M
			S	S

2

15

44 036 022 703 69		34 113 259 322 43
4 036 022 703 69		34 113 259 322 43

1	11,086 84,984 4	34,794 311.35	23,144.2 38,929.3 3	216,007 45.03	2,488.17 2,487.02	67,142.4 43.48	6,261.28 0.394.74	3,844.86 5,467.78	47,335.1 86,327.1 7
2	2,436.01 7,579.51	86,310.8 42.09	10,660.5 51,317.5 7	171,167 283.23	1,140.90 4,766.33	32,644.6 00.21	3,279.61 9,106.46	2,485.67 4,154.16	20,302.8 89,619.5 6
1	411,785 423.96	46,030.3 82.01	7,208.85 8,986.26	88,528.1 83.33	1,056.87 1,683.99	13,644.4 70.39	2,588.74 7,995.34	2,241.15 8,235.09	13,660.5 85,260.3 7
2	1,329.86 3,168.01	25,573.1 27.73	2,352.12 0.013.40	94,816.6 4	56,279.6 96.58	3,767.49 3.28	508.318 912.55	194,610 014.01	4,465.68 7,302.20
3	“ . ”								

--	--	--	--	--	--	--	--	--	--	--

2

3

--	--



4

99 , y 9

	8 185 323 29	1
	489 535 738 09	
	123 622 054 82	
	1 088 280 85	
	354 867 365 95	
AB	53 619 411 96	M , 49 5, G ~ F 1 D ~

	77,734,469.2		77,734,469.2	97,260,944.5		97,260,944.5
	9		9	4		4
	229,259,912		229,259,912	129,721,819		129,721,819
	29		29	43		43
	2,665,377.79		2,665,377.79	3,665,336.49		3,665,336.49
	432		432	902		902

2



	12,33	2,586	2,541	3,122		2,002						
	3,269	,061	,592	,128	3,114	,410						
	,766	524 3	300 6	074 7	,812	907 7						
	27	9	3	8	48	6						

3

--	--	--	--

17

--

3				
1				
4				
1				
2	40 120 161 73	4 78 986 85	97 388 70	425 011 542 28

3 & p

3	14,827,771.66	30,823,217.31		3,022,377.74	132,213.98	48,805,610.69
4	1,927.76		1,165,005.32	163,333.15	11.41	2,453,677.64
		1,167.39	0	17,409,712.90	78,080.78	33,503,084.5
1			1,126.5	17,402,890.5		32,876,087.5
2				17		
3	9,825.76	1,683.39	23,666.14	1,700.00	78,080.78	
4	2,680,624.75	3,225,157.00	42,988,312.96	183,727,555.49		



	8 570 588 06					8 570 588 06
Suk kunststoffe drik GmbH	9 552 894 63					9 552 894 63
	454 304 97					454 304 97
	17 717 209 2 9					17 717 209 2 9
	36 294 986 9 5					36 294 986 9 5

	4 720 198 5			
	33 377 229 80			
	1 801 332 50	315		
	4 402 578 27	660 386 7		
	26 537 015 00	3 988 052 25		
	622 820 537 44	100 039 618 41	48	
	622 032 254 71	108 660 230 06	311 751 2	
	162 109 310 74	40 527 327 69		
	11 834 332 38	1 822 697 69	15 546 530 82	2 00
	144 539 697 98	21 665 454 69	184 394 974 62	39 551 961 2
	7 534 481 025 31	1 208 532 281 01	5 196 287 956 62	891 215 468 53

2



--	--	--	--

	44,276,885.50	
	44,318,321.50	41,436.00

8

5	5,620,625.762	234,500,500.00

	2 057 292 973 63	19 887 089 854 47	19 602 318 684 83	2 342 044 143 27
	42 412 389 70	1 086 794 288 00	1 103 175 563 49	26 081 119 21
	211 018 46	25 684 453 12	4 45 784 991 58	60 500 00
033 M 1	2 729 099 916 381 79	21 019 488 680 59	20 751 279 239 90	2 368 135 782 48

2

1	2 011 446 943 53	35 011 615 401 71	17 709 719 984 35	2 308 342 360 89

	21,777,325.55	11,080,231.72
	2,338,741.28	4,341,775.20
	48,783,488.15	10,097,139.66
	49,582,574.67	50,292,555.43
	8,171,415.10	13,366,061.65
	84,385,173.92	616,089,586.28

2 1

--	--	--

31

	828 839 225 82	157 786 510 24
	224 130 860 43	
	179 282 344 89	112 288 089 92
	1 232 252 431 14	270 079 590 16

32

	3 810 115 088 49	1 607 088 444 45
	38 288 770 18	21 715 597 38
		1 971 219 540 97
	68 866 600 31	18 605 890 19
	9 766 686 26	4 813 599 88
	3 957 087 125 24	3 623 423 072 87

--	--

2022/6		1,000	1,000	12,953	1,012
/15	20	000,000	000,000	,4246	953,42
		00	00	6	466

3 000			3 000	2,581
, 000	2030'		, 000	, 553
0000	11/3	6	0000	0662
0			0	5

	538,556,944.18	302,954,947.67	175,601,786.19	655,910,055.66	
	538,556,944.18	302,954,947.67	175,601,786.19	655,910,055.66	--

							/
			175,058,201.59			655,485,626.96	
			543,594,600			10,424,468.70	

						05	1,207,768.79
					324,089.05		




46

	831,388,139.60	789,908,168.80
--	-----------------------	-----------------------

49

	2,752,665,462.67	2,040,701,402.50
	780,606,889.02	666,539,244.20
	613,936,759.41	308,188,844.16
	194,254,086.88	187,814,810.66



487,224.32	432,884,582.96
82	95,287,694.56
	117,708,573.64
	85,618,108.23
	61,699.27
	68
	23,714,082.7

2

	- 91,654.3	- 2,016,557.86
	- 297,668.79	- 3,247.78
	- 45,942,581.71	- 24,825,609.05
	- 47,181,988.98	- 26,825,504.69

56

	- 613,236,631.12	- 158,892,591.11
	- 233,565,466.93	- 3,897,744.01
	- 816,822,131.05	- 162,790,335.12

57

	44,833,504.83	- 45,249,988.44
	- 10,551.92	- 16,594.21
	3,108,576.72	

58

	16,376,980.09	1,809,909.33	16,376,980.09
	5,538,065.76	1,339,094.50	5,538,065.76
		622,245.83	
	12,397,333.89	17,274,286.91	12,397,333.89
	34,312,299.74	21,086,536.60	34,312,299.74

									/
--	--	--	--	--	--	--	--	--	---

59

	1,279,333.00	1,573,407.5	1,279,333.00

		13 071 781 99		19 504 908 68		13 071 781 99	
2	"	21	,4 21	6 421 974 87	2	t	6 421 974 87

A

	729 617 415 38	941 612 661 44
	30 878 989 74	83 010 927 51
	504 344 274 59	361 773 700 27
	28 383 594 53	19 489 157 07
	1 388 046 955 47	1 240 625 072 70
	2 684 301 179 71	2 616 521 521 99

2

	263 980 838 26	272 687 431 13
	1 414 021 613 64	836 627 173 21
	984 376 384 20	983 858 805 26
	17 733 589 34	9 538 608 31
	1 234 314 017 35	239 332 761 28
	11 481 756 95	34 077 016 62
	1 000 000 000 00	
		14 883 864 59
	4 925 868 229 74	2 391 005 655 40

3

		4 665 590 361 12
	715 017 358 71	
	30 000 000 00	
	745 017 358 71	4 665 590 361 12

“ ”		
“ ”		

Suk Hastic		180,111.14
		555,364.73
Suk Hastic		555,364.73
		- 385,253.59

4

	17,312,418,429.51	8,921,536,728.08
	1,236,533.98	323,716.04
	17,311,181,895.53	8,921,213,012.04
	17,312,418,429.51	8,921,536,728.08

64

	2,054,791,011.90	
	40,338,331.89	
	1,586,452,679.25	
	547,767,902.77	
	1,049,804,176.80	
	5,781,93,543.70	
	60,000,000.00	
	11,560,070,986.31	

65

1

			8,024,728,166.97
	1,001,337,256.38	6,9816	6,973,913,455.75
	5,213,545.53	7,4229	38,689,627.11
	48,187,532.88	0,8883	43,044,455.36

2022

		8,995,668.16
		802,959,857.91
		99,330,426.23
		11,224,161.06
		1,025,870.57
		40,103,954.31
		5,450,650.48
		18,297,167,418.98
		17,710,975,487.44
		82,186.20
		269,399,133.53
		1,087,372.46
		285,870,417.04
		29,086,124.78
		4,599.00
		2,088.53
		1,119,481,616.38
		686,460,000.00
		(0.40)
		28,981,618.78
		326,114,439.04
		67,925,528.56
		21,772,380.15
		72,516,143.27
		758.2

1

1

1

	2022 03 25	900 157,4 40 00	70 92%		2022 03 25		4 623,757 ,734 81	151,274,0 15 05
	2022 04 21	266 084,0 00 00	76 02%		2023 204 21		2,426,981 ,556 96	- 5 881,980 .02

2

--		900 157,40 00	266 084,00 00
--			
--			
--			
--			

	2,688,813,576.37	2,274,488,260.48	1,144,497,110.25	1,124,715,211.29
	183,285,688.90	183,285,688.90	25,792,868.85	25,792,868.85
	794,302,721.01	794,302,721.01	478,579,689.45	478,579,689.45

	100.00%		2022 03 25					

2

--	--	--	--	--	--	--	--	--

4



					70.95%	
100.00%					70.95%	
					100.00%	
31.47%	ICF LANO LIMITED			100.00%		
					31.47%	
					12.59%	
100.00%	Cyber Acoustics, INC(USA)				22.03%	
	Gldgt Hldng limited				12.59%	

2022

100.00%

100.00%

100.00%

100.00%

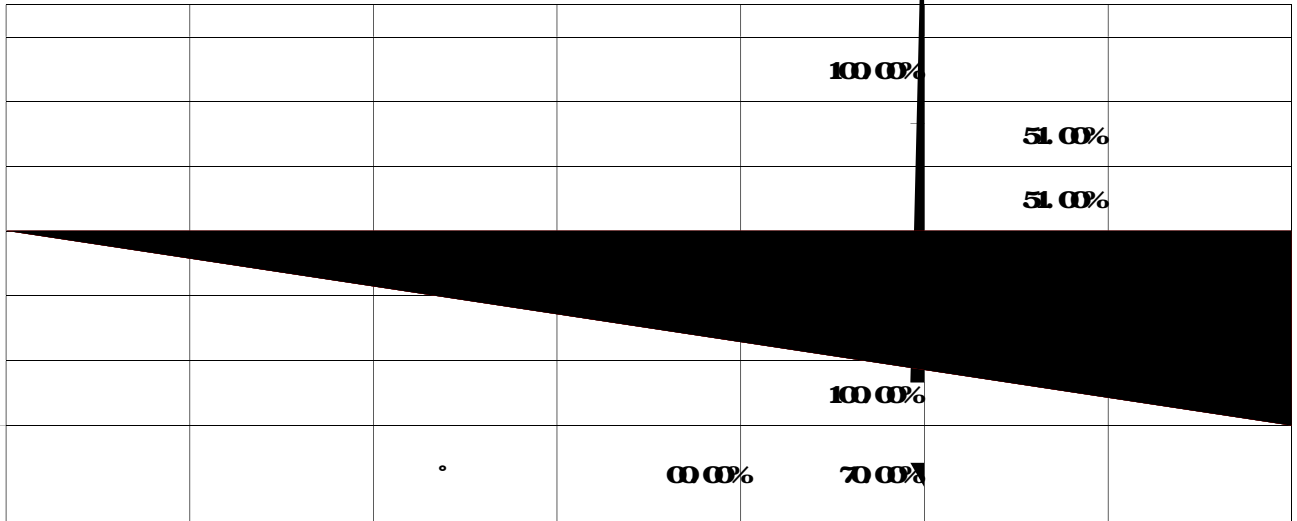
100.00%

51.00%

100.00%

100.00%

100.00%



MI

€ - e 2c™p “ È P ,†™-9™bEö 00.00%

						68.42%
						68.00%
						90.00%
						90.00%
					100.00%	
(9.09%
)						100.00%
						9.09%
						9.14%
						9.09%
						9.14%
					100.00%	
						9.09%
						9.43%
					100.00%	
					100.00%	
					100.00%	
					49.75%	

2

	45 00%	9 952 024 62		81 778 214 01
	30 00%	5 419 686 88		130 989 834 33
	49 00%	45 310 378 96		304 832 545 91
	49 00%			

	8	5	3	0		1	0	8	8	0		4
	21,71 7,382 ,086 08	10,08 5,761 ,927 48	31,80 3,143 ,953 56	18,46 2,805 ,711 46	299,4 03,36 5,43	18,76 2,209 ,076 89	22,77 8,481 ,259 26	9,339 ,570 3588 6	32,11 8,051 ,618 12	20,78 3,802 ,429 89	337,6 85,74 7,10	21,12 1,488 ,176 99
9L€	4,227 ,063 8893 4	1,151 ,770 3302 6	5,338 ,834 296 0	3,666 ,097 660 4	571,7 46,42 9,42	4,267 ,844 0654 6	0,00	0,00		0,00	0,00	

2

/	
--	260 000 000 00
--	
/	260 000 000 00
/	261 198 860 22
	- 1 198 860 22
	- 1 198 860 22

		41,436 00		41,436 00
		44,276 855 50		44,276 855 50
		44,318 321 50		44,318 321 50
	--	--	--	--

2**3****4****5****6****7****8****9****1**

--	--	--	--	--	--

			HKD 0.00	38.39%	38.39%
--	--	--	-----------------	---------------	---------------

2022 12 31

39.41%

2

3

3

Xinhao Photoelectric Technology HK Limited	
Ming & Luoshare Vietnam Co, Ltd	

4

UDSN TECHNOLOGY LIMITED	
ECS Automotive Interface Solutions	
()	
COML OPTIC ELECTRONICS LTD	
()	
()	

--	--

5

1

/

		19 083 384 89			14 579 612 21
		1 622 783 57			1 544 704 07
		1 015 414 60			7 025 321 51
		20 623 788 81			
	1 56 414		V p	m	5 143 81

23 441 183 61 **50 000 000 00** V

8 708 919 25 ~ € Wà^ fà#

)				
		2,474,704		
		93,970.54		
		84,981.03		
		1,022,581.35		

/

			1,036,668.20	
			4,182,806.53	
			394,380,063.81	2
BS AUTOMOTIVE INTERFACE SOLUTIONS			1,916,774.55	
HUDAN TECHNOLOGY LIMITED ()				
Miry & Lushare Vietnam Co., Ltd				
Xinhao Piezoelectric Technology HK Limited			4,283,150.00	
			550.00	
			991,782.45	
COML OPTIC ELECTRONICS LTD			117,986,402.49	
			28,532,202.47	
			8	,515

50,000,000.00
60,000,000.00
120,000,000.00
400,000,000.00

COMPTON ELECTRONICS LTD

2

/

/

/	/	/	/	/	/	/
---	---	---	---	---	---	---

/

/

/	/	/	/	/	/	/
---	---	---	---	---	---	---

/

3

--	--	--	--	--	--	--

		173,086,088.05	86,543.05	39,532,101.88	19,786.05
		32,616,036.16	16,308.01		
		2,888,819.77	1,421.41	12,256,936.88	6,128.47
	Miry & Lushare Vietnam Co., Ltd	8,508,901.75	4,251.95	6,316,914.83	3,158.46
	IUSAN TECHNOLOGY LIMITED	3,036,189.27	1,518.09		
	COML OPTIC ELECTRONICS LTD	89,178,432.13	44,589.23		
		621.50	0.31		
		6,722,611.72	3,386.31		
		632,073.27	316.01		
) (219,008.60	121.50		
		126,839.11	63.42		
		5,689,736.88	28,488.78		
		161,936.62	821.98	167,101.03	835.51
		9,319.09	46.75	665.63	3.43
	HS AUTOMIVE INTERFACE SOLUTIONS			803,488.22	4,017.44
		3,922,636.50	19,613.18		
	Miry & Lushare Vietnam Co., Ltd	83,531.01	417.96	81,161.60	420.81
	Xihao Electronic Technology HK limited	19,207.53	96.01		

**HS
Automotive
Interface** **10,761,181.73**

	Solutions				
		12,071,807.98			

2

7

8

1

	168 513 000 00
	49 415 686 00
	2 468 651 00

1 2018 9 25

2018

1 800

9 700

17 58 /

5 2022 12 5

2022

2022 12 5

-m 9

4 ~

2

2022 12 5					
2018			1,663	2018	1,607
60,875,365	59,645,321				
2 2019 4 22					
	2019				2019 4 22
		348		50,076,000	
2019 11 27					2019
			2019		
	2018		2019		
	23 36 /	17 93 /		50,076,000	
65,098,800		12,519,000		16,274,700	
2019				2019 11 27	233
	16,274,700				
				16 93	

		355	1,310 10		
35 76			9		
		355	355	1,310 10	1,285 58
5	2022	12 5			
2022			2022	12 5	
3 79		17 202 10			30 35
		254			
		3 79	3 55	17 202 10	16 851 30

3

4

5

1

2

1

2

3

1

--	--	--	--

	17 333		
		8	
2			
			0,332,41
			6,951,04
		7,130,332,419 13 936,951,0447	
3			
4			
1			
1			

2



							7
--	--	--	--	--	--	--	---

--	--	--	--	--	--	--	--

1

)		
			11,543,636 19
			200,000,000 00
		150,000,000 00	
		150,000,000 00	21,543,636 19

--	--	--	--

		8 000 000	33,273 76
		5,692,864 40	31,756,216 81
	f	00 9	

		.0			
1	1			10	339 27
				10	339 27
				10	339 27

3

		4	4	1	1
--	--	---	---	---	---

--	--	--	--	--

7

8

3

	22,124,109,5	28,560,179,8	22,085,549,3	21,141,692,1	28,560,179,8	21,113,131,9
	65,86	0	86,06	40,29	0	60,49
	27,906,254	34,322,684	23,533,65	25,849,40	34,322,684	22,466,84
	31	6	85	14	6	68
	22,386,015,8	62,982,782	22,333,083,0	21,397,541,5	62,982,782	21,334,688
	20,17	6	31,91	90,43	6	02,17

1



	6.2 "	3M "	M16 "	6.0	6.0	6.0
6	166,6 ,	Ê "	163 "	M16 , % 6 Ê	2	6

Korea		
Lushare	5 160 292	
ICT	60	65 950 02
Co, Ltd		

	244 73	. 14				131 87	
	182 736 53	38 711 39				221 447 92	
	1 523 857 68	767 235 24				2 291 092 92	
	1 529 680 58	2 708 491 19				4 288 174 77	
	110 210 00 0 00	51 457 000 . 00				161 667 00 0 00	
	200 000 00 0 00					200 000 00 0 00	
	95 071 11	89 149 14				184 220 25	
	4 584 728 72	8 077 401 07				12 662 132 . 79	
	5 780 582 165 73	10 283 76 . 02	63 655 06			5 770 757 306 69	
	151 471 19 4 52	95 474 836 . 47				246 946 08 0 99	
	15 000 000 . 00	20 000 000 . 00				35 000 000 . 00	
	55 590 289 . 64	195 985 70 4 13				251 575 97 3 77	
	1 000 000 00	27 601 994 . 98				28 601 994 . 98	
	161 382 18 1 30	143 783 41 8 80				305 165 60 0 10	
	400 000 00	24 355 706 . 44				24 755 706 . 44	
	310 902 08	4 139 431 79				4 450 333 87	
	663 622 71	20 488 091 . 72				21 156 714 . 43	
	1 302 265 97		727 132 35			575 113 62	
	36 382 89	10 985 44				47 368 33	
	424 991 24	11 733 121 . 73	3				

(VIETNAM LIMITED							
	9 999 497 45		3 923 891 98			6 075 602 47	

()

Slico
nh

22,200
, 121

B2C€Q5 ÷ #7@ Yf t - 4 Yaq r3@ - C
l f»

400 ž 40C#3S ñ" C50

7

1

	40,397,780.40	
	602,294,268.90	
	50,525,057.66	
	543,782,585.57	
	11,010,674.61	
	-377,143,066.77	
	49,588,586.90	
	721,051,908.69	--

1 —

2

		/	/

3

1

2

3

4